



Contents



Module 1 Caring and sharing

- | | | |
|--------|---------------------------------------------------------------------------------------------------------------------------|----|
| Unit 1 | Skill focus: Looking for common features
(conversations) | 4 |
| Unit 2 | What does Sam want?
(comics) | 6 |
| Unit 3 | Let's draw pictures! 
(conversations) | 8 |
| Unit 4 | Care Day
(leaflets) | 10 |

Module 2 Yummy food

- | | | |
|--------|-----------------------------------------------------------------------------------------------------------------------|----|
| Unit 5 | Skill focus: Making an inference
(riddles) | 12 |
| Unit 6 | Make a guess!
(riddles) | 14 |
| Unit 7 | Our lunch
(conversations) | 16 |
| Unit 8 | My sister's birthday 
(e-mails) | 18 |

Module 3 People's jobs

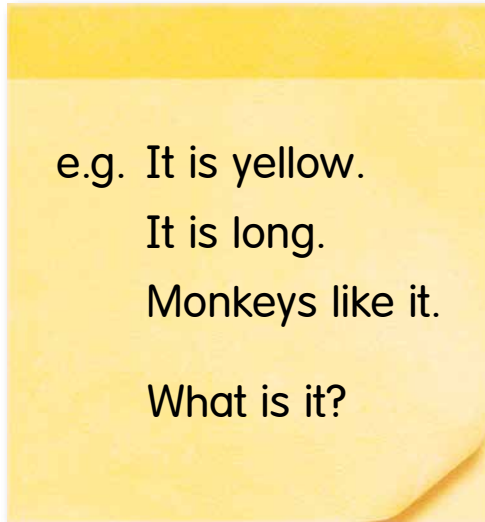
Unit 9	Skill focus: Answering questions with the word 'NOT' (descriptions)	20
Unit 10	Faye's family  (poems)	22
Unit 11	A waiter's day (stories)	24
Unit 12	Our parents  (conversations)	26
Assessment (rules)		28
More on answering comprehension questions		30



5 Skill focus: Making an inference

Skill Close-up


Read the riddle and the question.



A.



B. ✓✓✓



C. ✓



D. ✓

How do we use this skill?

Step 1: Read the first sentence.

It is yellow.

Choices B, C and D are yellow.
Tick (✓) them.

Step 2: Read the second sentence.

It is long.

Choice B is long. Tick (✓) it.

Step 3: Read the third sentence.

Monkeys like it.

Monkeys like Choice B. Tick (✓) it.

Step 4: Count the ticks.

Choices C and D get one tick each. Choice B gets three ticks!

Now we can get the answer!

Date: _____

Warm-up

It's your turn! Try solving the riddle using this skill.

1. They are round.
They are green.
They are red inside.
What are they?



A.



B.



C.



D.

Step 1: Read the first sentence.

Choices A, _____ and _____ are round.

Step 2: Read the second sentence.

Choices _____ and _____ are green.

Step 3: Read the third sentence.

Choice _____ is red inside.

Step 4: Count the ticks.

I can get the answer now!

Reading Comprehension


★ The children are reading some riddles about food. Solve the riddles.

1. It is yellow.
It is not sweet.
It starts with the letter 'P'.
What is it?

Peaches are
yellow / pink.



A.



B.



C.



D.

2. They are long.
They are orange.
Rabbits like them very much.
What are they?

Are cherries
long? Yes / No



A.



B.



C.



D.

3. It is green.
It is sweet.
It is a fruit.
What is it?

Are pears green?
Yes / No



A.



B.




C.




D.

4. It is round.
It is white and yellow inside.
It comes from a chicken.
What is it?

Watermelons are
white / red inside.




A.



B.



C.



D.