

HONG KONG ATTAINMENT TEST

(Pre-Secondary 1)

English

Primary 6

Mock Paper 1

Instructions:

1. There are eight pages in this test booklet.
2. The test has Sections A to C.
3. On the cover of the answer booklet, write your Name, Class and Class Number.
4. Write all your answers in the answer booklet.
5. For multiple choice questions, choose only ONE answer for each question. Write your answers (A, B, C or D) in the boxes in the answer booklet. Two or more answers will score NO MARKS.

Time Allowed for the Test:

Section A (Listening) : 15 minutes

Sections B – C (Reading and Writing) : 35 minutes

Section B Reading**(B-1)****(12 marks)**

Jessie is reading about some interesting ways of using four household items. Read it carefully. Choose the best answers for Questions 17–21 and complete Question 22.

Interesting ways of using household items

Sponge

Instead of throwing away old sponges being used for washing and cleaning many times, you can use **them** to make your own stamps! Clean the used sponge. Cut the sponge into different shapes, such as stars, hearts, circles or even animals. Dip the sponge into some paint and press it onto a piece of paper or cloth to create your unique designs. To make the stamps easier to use, you can glue the sponge shapes onto wooden blocks.

5
10

Toothbrush

Do not throw away your toothbrush when the bristles on the head of it start falling out. A toothbrush with loose bristles is great for gentle cleaning. You can use it to clean hard-to-reach spots, like the dirt marks between tiles and corners. The toothbrush is also a helpful scrubbing tool. You can use it to remove the bad smell on the cutting boards by adding some lemon juice. You can also use it to clean a carpet with a mixture of soap, vinegar and water.

15
20
25

Toilet paper roll

Did you know you can use empty toilet paper rolls to organise loose charging cables? Collect the empty toilet paper rolls. Fold and tie up your cables. Then, slip them inside the rolls. This keeps your cables tidy and easy to find. You can even decorate the rolls to make them more appealing. Before putting the rolls into a drawer, you can write the types of charging cables on them. By doing so, you will be able to find the right cable quickly.

30
35
40

Plastic bottle

Besides recycling plastic bottles, you can also reuse them. One idea is to turn an empty plastic bottle into a container. Clean the plastic bottle and remove the label. Cut the top off the bottle carefully and smooth the edge. The bottle can hold items like pencils and flowers. Another idea is to decorate it with stickers or paint to make it a decoration for the room. This can be a fun crafting activity too!

45
50

Section A Listening**Part 1**

(10 marks @2 marks)

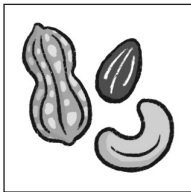



Write your answers (A, B, C or D) in the below.

Jim is listening to a speech at an awards ceremony. Listen carefully and choose the best answers for Questions 1–5. You have 30 seconds to study the questions. You may start now.

1. Who started the study group?
 - A. Kevin
 - B. Alfred
 - C. Marcus
 - D. Sarah

2. Kevin is most proud of his improvement in _____ .
 - A. Chinese
 - B. English
 - C. Maths
 - D. General Studies

3. Which of the following is **TRUE** about the study group?
 - A. There are three members in the group.
 - B. It was started this year.
 - C. The members meet on Saturday morning.
 - D. There have been two Most Improved Student Award winners.

4. Which of the following is Kevin's favourite snack when studying?
 - A. 
 - B. 
 - C. 
 - D. 

5. Which song motivates Kevin to study?
 - A. *Better Students*
 - B. *Books and Notes*
 - C. *Happy Moments*
 - D. *Mother Nature*

Go on to the next page