

# Contents

P.5



Exercise	Category of Text Type	Text Type	Learning Focus	Reading Strategy	Page No.
1	Procedural Text	Recipe	<ul style="list-style-type: none"> <li>Learn to obtain information from a recipe.</li> <li>Understand the procedure of making things.</li> </ul>	<ul style="list-style-type: none"> <li>Predicting</li> <li>Visualising</li> </ul>	6
2	Exchange	Letter to the Editor	<ul style="list-style-type: none"> <li>Learn to distinguish facts from opinions.</li> <li>Infer the tone and manner of the writer.</li> </ul>	<ul style="list-style-type: none"> <li>Skimming</li> <li>Predicting</li> </ul>	10
3	Persuasive Text	Poster	<ul style="list-style-type: none"> <li>Learn to locate specific information from a poster.</li> <li>Learn to guess the meaning of new words.</li> </ul>	<ul style="list-style-type: none"> <li>Inferring</li> <li>Predicting</li> </ul>	14
4	Information Text	TV Guide	<ul style="list-style-type: none"> <li>Learn to locate specific information from a TV guide.</li> <li>Learn to understand the personality of a character.</li> </ul>	<ul style="list-style-type: none"> <li>Skimming</li> <li>Inferring</li> </ul>	18
5	Narrative Text	Biography	<ul style="list-style-type: none"> <li>Scan to locate specific information from a biography.</li> <li>Skim to get the gist from a biography.</li> </ul>	<ul style="list-style-type: none"> <li>Timeline</li> <li>Scanning</li> <li>Making Connection</li> </ul>	22
6	Information Text	Survey	<ul style="list-style-type: none"> <li>Understand the format and features of a survey.</li> <li>Learn to analyse figures from charts.</li> </ul>	<ul style="list-style-type: none"> <li>Skimming</li> <li>Inferring</li> </ul>	26
7	Narrative Text	Play	<ul style="list-style-type: none"> <li>Understand the format and language features of a play.</li> <li>Build up the skill of recognising the role of each character.</li> </ul>	<ul style="list-style-type: none"> <li>Scanning</li> <li>Visualising</li> </ul>	30
8	Information Text	Pamphlet	<ul style="list-style-type: none"> <li>Scan to locate specific information from a pamphlet.</li> <li>Understand the objectives and development of an organisation.</li> </ul>	<ul style="list-style-type: none"> <li>Scanning</li> <li>Making Connection</li> </ul>	34



# Exercise 1

## Recipe

Sample

### Feature ?

#### Recipe

- ★ A recipe is a set of instructions telling you how to prepare and cook food, including a list of what ingredients are needed for this.

#### Reading Strategies

- ★ **Predicting:** Make a guess with the help of the contextual clues.
- ★ **Visualising:** Turn the words into a picture in your mind.

### Part 1

**Tomorrow is Mother's Day. Johnny is going to cook a meal for his mum. He is reading a cookbook.**

**Read the recipe.**

## Chicken Wings Spaghetti

### Procedure:

1. First, heat olive oil in a large frying pan.
2. Next, add chicken wings and cook for 7 to 8 minutes on each side. Then add spring onion and fry all together for 3 to 4 minutes.
3. Meanwhile, prepare tomato sauce and stir in sugar and lemon juice; set the mixture aside.
4. After that, cook spaghetti for 8 to 10 minutes in a large pot of salted boiling water. Rinse under cold water and drain to make the spaghetti taste better.
5. Stir in the mixture to the spaghetti. Mix well.
6. Finally, add chicken wings to spaghetti. Top with some cheese and serve.

### Ingredients:

- 2 tablespoons of olive oil
- 4 chicken wings
- 1/2 cup of spring onion (finely chopped)
- 300g spaghetti
- 4 tablespoons of tomato sauce
- 2 tablespoons of lemon juice
- 2 tablespoons of sugar
- 20g cheese



**A. Choose the best answer by blackening the circle.**

1. What do you think of the taste of the food?

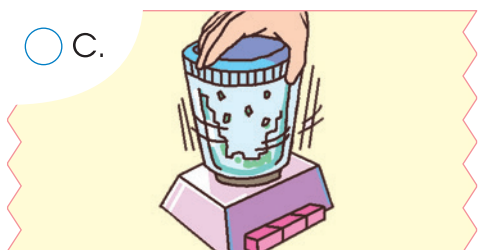
- A. very hot and sweet
- B. a little bit hot and bitter
- C. a little bit sweet and sour
- D. very salty and bitter

**Reading Strategy**

**Predicting**

Guess how the food will taste by referring to the ingredients in the recipe.

2. What does Johnny need to do with the spring onion before cooking?



**Reading Strategy**

**Visualising**

Locate the keywords in the text to find out the relevant information. Then turn it into a picture in your mind.


3. To cook the spaghetti, what should Johnny add to the water?

- A. sugar
- B. pepper
- C. garlic
- D. salt

4. To make the spaghetti taste better, what does Johnny need to do?

1. Rinse the pasta with hot water.
2. Rinse the pasta with ice.
3. Rinse the pasta with iced water.
4. Drain the pasta.

- A. 1 and 2
- B. 2 and 3
- C. 3 and 4
- D. 2 and 4

- 
5. What should Johnny put onto the spaghetti at last?
- A. tomato sauce
  - B. cheese
  - C. lemon juice
  - D. garlic
6. What ingredients does Johnny need to cook the dish?
- A. sugar, lemon juice and tomato sauce
  - B. sugar, tomato sauce and chilli oil
  - C. apple juice and salt
  - D. pepper and tomato sauce
7. Which of the following is **NOT** true?
- A. Johnny should fry the spaghetti.
  - B. Johnny should fry the chicken wings.
  - C. Johnny should boil the spaghetti for several minutes.
  - D. Johnny should mix the chicken wings and the spaghetti.
8. You can find the following **EXCEPT** \_\_\_\_\_ in the dish.
- A. chicken wings
  - B. slices of lemons
  - C. spring onions
  - D. spaghetti

**B. Answer the questions in complete sentences. Fill in the blanks with the correct words.**

1. Which two ingredients are added in the last step?

The two ingredients are \_\_\_\_\_

2. What can Johnny do at the same time when he is cooking the chicken wings?

\_\_\_\_\_

at the same time when he is cooking the chicken wings.

## Part 2

Johnny is preparing some of the ingredients.

C. Look at the picture and write the names of the ingredients on the right. Fill in each box with the words from Part 1.

1.

2.

3.

4.

5.

6.




## Vocabulary Highlights

- ★ **procedure (noun)** – a set of actions of doing something  
e.g. *The first step in the procedure for making a kite is to build the frame.*
- ★ **sauce (noun)** – a liquid put on food to make it taste better  
e.g. *Soya sauce is salty.*

# Reading Comprehension

with Text Types and Strategies

## Reading Strategy for Text Types



**P.5**

## Contents 目錄

Overview of KS2 Reading Strategies (第二學習階段閱讀策略一覽表)		P.2
---	--	-----

## Narrative Texts 記敘文體

1 Biography 傳記	• Timeline • Making Connection	• Scanning	P.3
2 Play 話劇	• Scanning	• Visualising	P.4
3 Story 故事	• Scanning	• Inferring	P.5

## Information Texts 資訊文體

4 Magazine Article 雜誌文章	• Predicting • Summarising		P.6
5 News Article 新聞文章	• Questioning • Differentiation		P.7
6 Notice 通告	• Scanning	• Skimming	P.8
7 Pamphlet 小冊子	• Scanning • Making Connection		P.9
8 School Notice 學校通告	• Scanning	• Skimming	P.10
9 Survey 調查	• Skimming	• Inferring	P.11
10 TV Guide 電視節目表	• Skimming	• Inferring	P.12

## Exchanges 交際文體

11 E-mail 電郵	• Inferring	• Summarising	P.13
12 Letter 信件	• Scanning	• Inferring	P.14
13 Letter to the Editor 給編者的信	• Skimming • Predicting		P.15

## Procedural Texts 程序文體

14 Recipe 食譜	• Predicting	• Visualising	P.16
--------------	--------------	---------------	------

## Persuasive Texts 勸說文體

15 Advertisement 廣告	• Predicting	• Inferring	P.17
16 Poster 海報	• Inferring	• Predicting	P.18



## Features 特點

### ► Function 作用：

describes a person's life by highlighting important events

敘述人物的生平

### ► Format 形式：

usually in chronological order, with personal information such as the place and the year the person was born

通常根據時序編排，包含個人資料，如出生地點和年份等

### Use of Language 語言運用：

uses the past tense to state the events

以過去式描繪人物的事跡



## Reading Strategy 閱讀策略

Timeline

+

Scanning

+

Making Connection

► **Timeline:** There are usually different stages in a person's life. Students can draw a timeline to mark the important events.

**時序：**人物的生平通常會分為不同階段，學生可利用時序，記下這些階段的重要事跡。

► **Scanning:** A biography usually contains the information about time, place and people. Students should scan the relevant information and find out their relationship.

**略讀：**傳記一般會記載時間、地點和人物等資料，學生可集中找出這方面的資料，並了解這些資料之間的關係。

► **Making Connection:** It is useful to connect the text with what the students know about the person. It helps predict what the person thought and how he / she behaved.

**聯繫：**學生可結合自己對該名人的認知，從而推斷其言行。